




Fine Art Liaisons' Artist/Resource Database


Information and Basic Instructions

The Artist/Resource Database houses visuals from a variety of artists. All images displayed in this database may not be available. The listed prices typically reflect the unframed retail value and may not be updated regularly, so if you are interested in a particular artist's work, we will provide you with current pricing and availability upon request.

1. **To Enter the database:** Select "**CLICK HERE**" to browse a sample of the **Artist/Resource Database**"
2. **To log on:** select the "*Guest Account*" Button, then select "*login*"
3. **Click on:** **CLIENT VIEW (Guest Account)**
4. **Begin to Browse the Database:** Review the instructions below to *BROWSE*, *PRINT*, and *SEARCH* for artists in the Artist / Resource Database. Feel free to contact us with specific search requests and we will provide you with Artist ID #s that meet your request.

TO PRINT A RECORD: Go to "*File*" select "*Print*". We recommend that you close the navigation window before printing by clicking on . Click  again to reopen the navigation window.

FIND / SEARCH: Click on the  icon. Search by Artist ID # by typing it into the appropriate field. For all other search categories (ex: Art Type, Art Style, Subject, etc) use the "pull down" menus and search from the list available.

SHOW ALL RECORDS / VIEW ALL: After completing a search, be sure to click on  or "*View All*" before you begin a new search or start to browse all artist records.

BROWSE RECORDS: View next record or view the previous record.

VIEW A SPECIFIC RECORD: Enter the Artist ID # into the "Record:" box. Click on  to view that artist.

LOG OUT: Always "*Log Out*" before exiting the database.

